
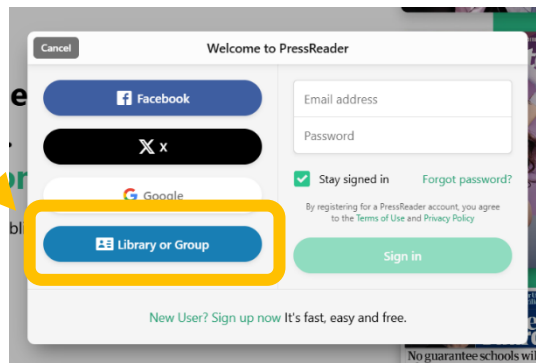


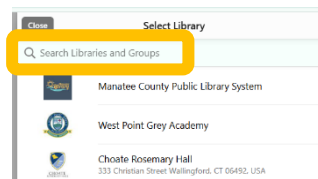
Using PressReader 2025

1 In Compass – Choose Favourites  then **PressReader**
or in an internet browser - go to <https://www.pressreader.com/>

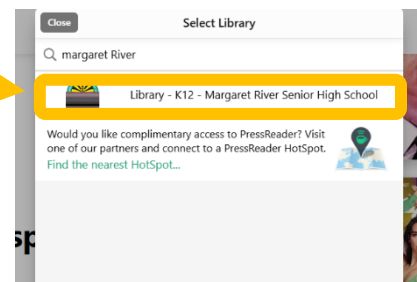
2 Choose **Library or Group**



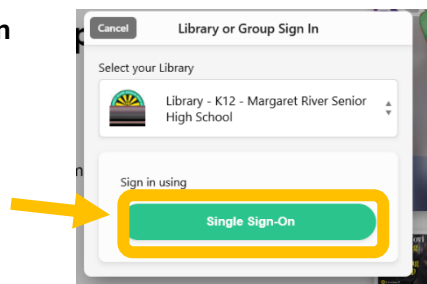
3 At **Select Library** search for **Margaret River**



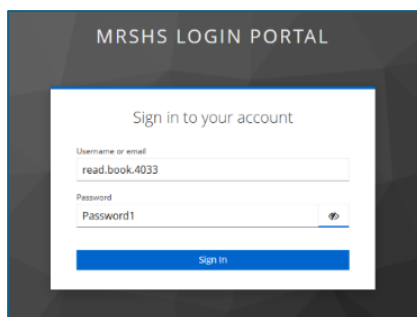
4 Click on the **Library – K12 – Margaret River Senior High School**



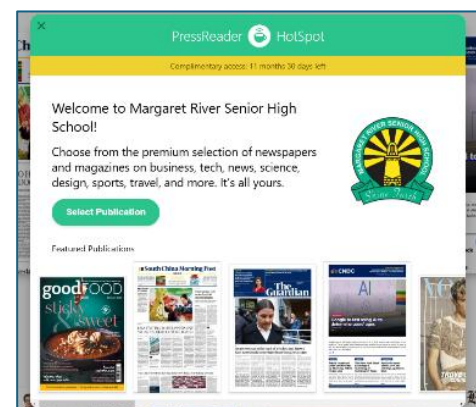
5 Click on **Single Sign-On**



6 Type in your username & password



7 Choose **Select Publication** – then scroll and choose a magazine from the **Featured Publications** or you can cross **X** it off to view all of them.



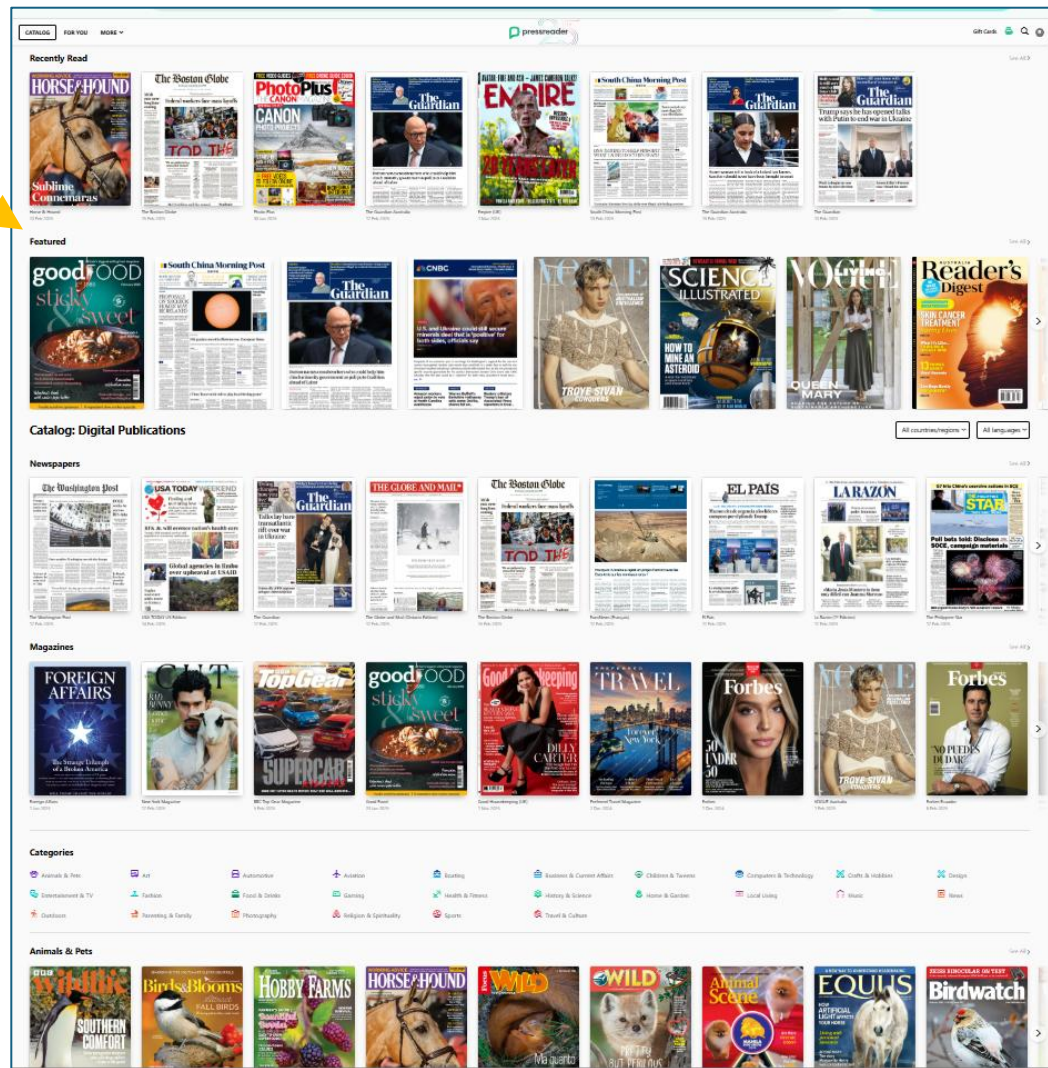
Viewing Whole Publications (a whole magazine or newspaper):

1 Go back to the main catalogue by clicking on **CATALOG**

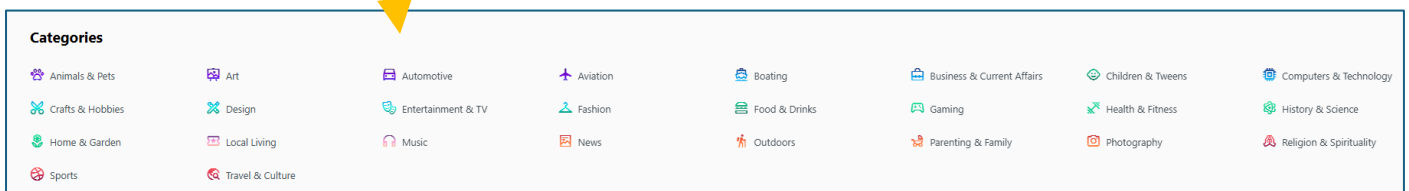
It will show you sections including:

- Recently Read
- Featured
- Newspapers
- Magazines
- Categories

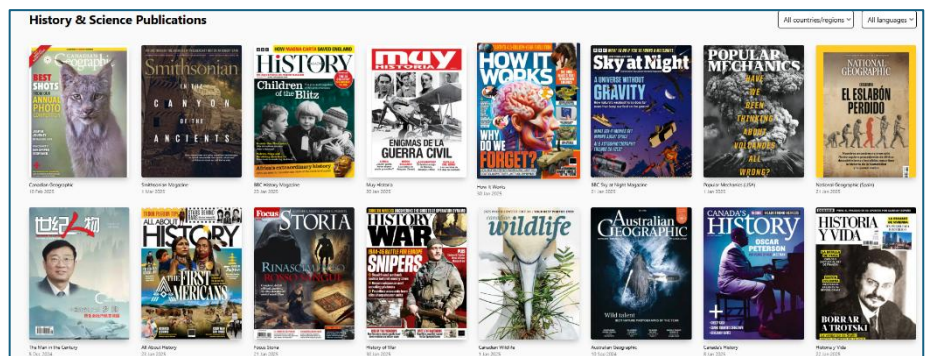
and then display the different subject categories



2 **Categories Section:** you can click on a category to find different magazines & newspapers that cover a variety of subjects

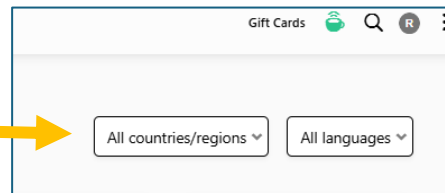


Eg clicking *History & Science* brings up these publications:



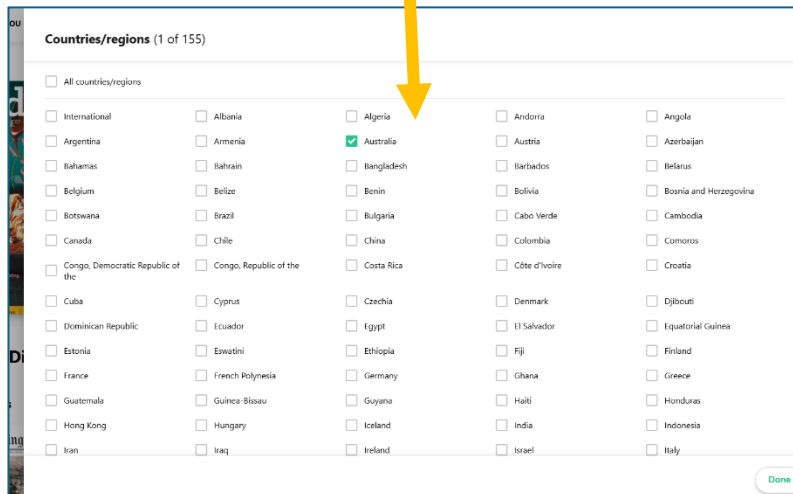
3 If you want to narrow it down to publications only from **chosen country**

Click on **All countries/regions** at the top right of the section



Click on the country wanted eg **Australia**

then click on **Done**



then choose the Magazine or Newspaper wanted

4 If you want to narrow it down to publications in a **certain language**

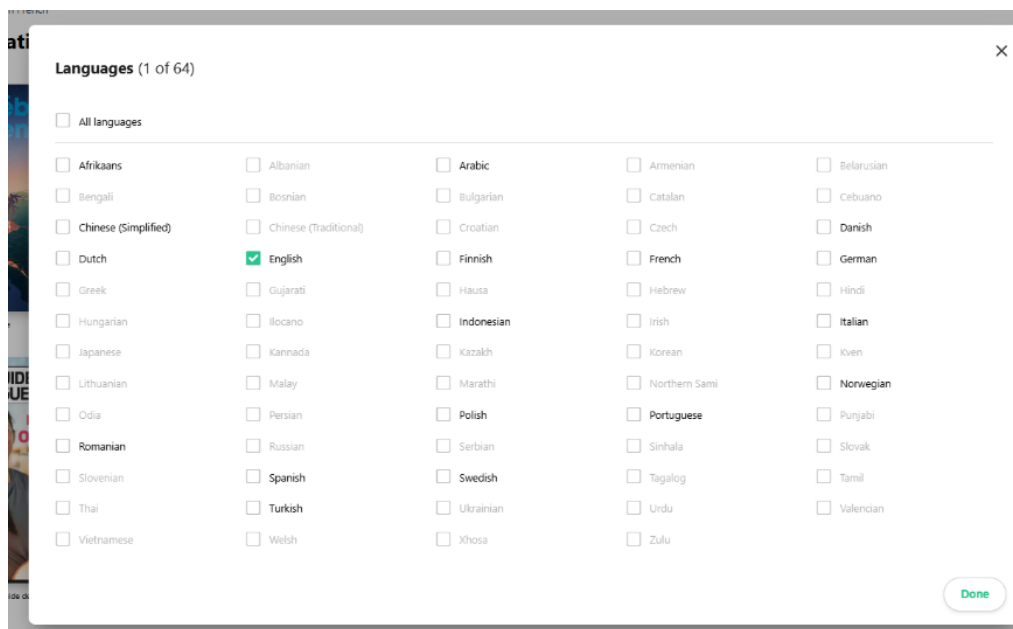
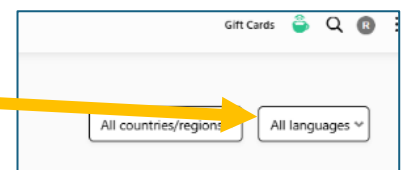
Click on **All languages**

at the top right of the section

Click on the language wanted

eg *Australia*

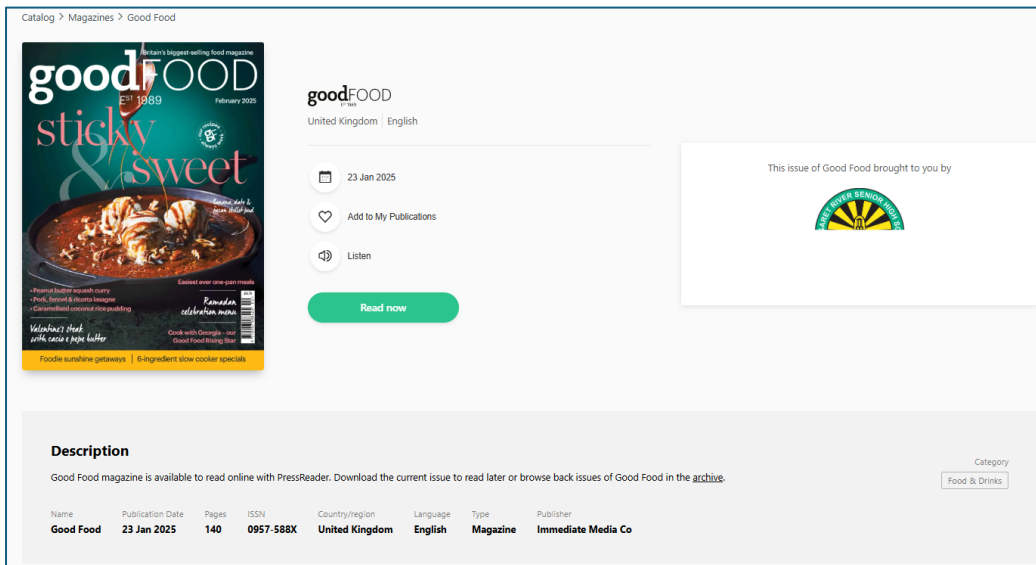
then click on **Done**



Choosing the Publication

When you choose a publication it will take you to a page showing the description and cover.

5 Click on **Read now** to read it – or you could choose **Listen**:



The screenshot shows the Good Food magazine page. On the left is the magazine cover for February 2025, featuring 'sticky & sweet' recipes. The main content area includes the magazine title, issue date (23 Jan 2025), and options to 'Add to My Publications', 'Listen', and 'Read now'. A section titled 'This issue of Good Food brought to you by' features a logo for 'THE NEW & SEWING STORES'. Below this is a 'Description' section stating that the magazine is available on PressReader. At the bottom, there is a table with publication details.

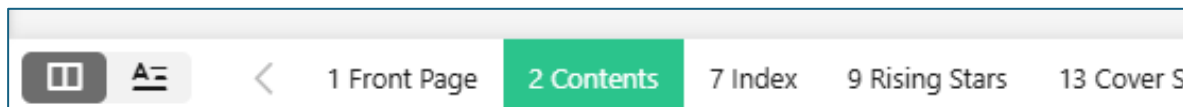
Name	Publication Date	Pages	ISSN	Country/region	Language	Type	Publisher
Good Food	23 Jan 2025	140	0957-588X	United Kingdom	English	Magazine	Immediate Media Co

6 You can move your mouse to the side of the pages to click the arrow to go to then next page ➤ or use the menu at the bottom to change pages:



This screenshot shows the Good Food magazine page in a horizontal stream view. The magazine cover is the central focus, with navigation arrows on the left and right. A 'Page View' menu is open on the left, showing a calendar for January 2025 with the 23rd highlighted. The right side of the page features a 'HISTORY' section with search filters for 'australia vote', 'votes', and 'albanese'. Below the magazine cover, there are promotional banners for 'French Champagne today. Spanish sangria tomorrow.' and '14 night Mediterranean holidays from £949pp'. The bottom of the page shows a navigation menu with options: '1 Front Page', '2 Contents', '7 Index', '9 Rising Stars', and '13 Cover S'.

Menu at bottom of page:

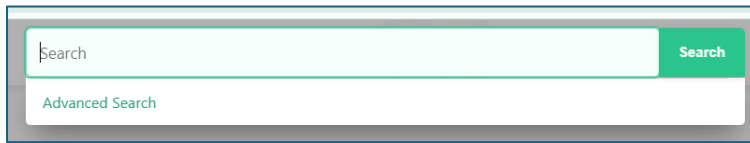


7 These symbols change between page view and reading the articles in a horizontal stream:

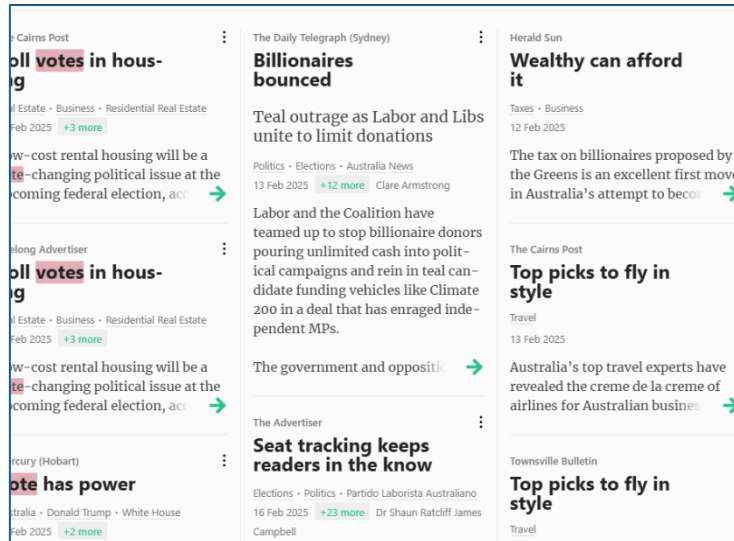


Searching for Articles/ Subjects:

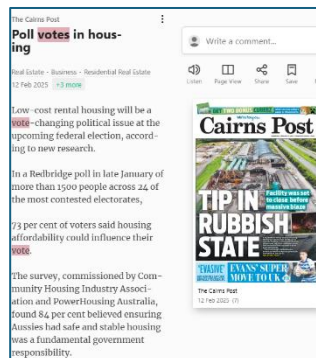
8 Search for a subject at the top right by choosing the search symbol



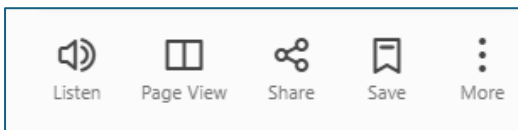
eg. Australia votes



9 You can click on the article to view:



10 At the end of the article are these options:

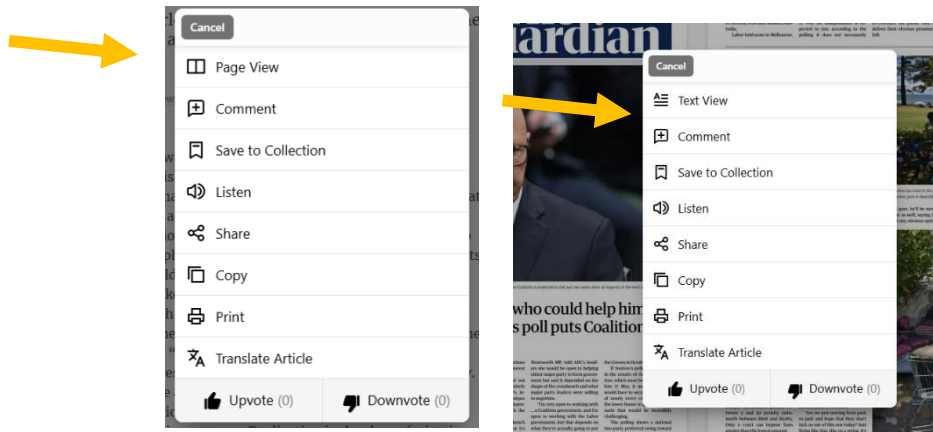


If you would like to read in **Page view** – it will show you on the paper or magazine page along with the surrounding articles and pictures:

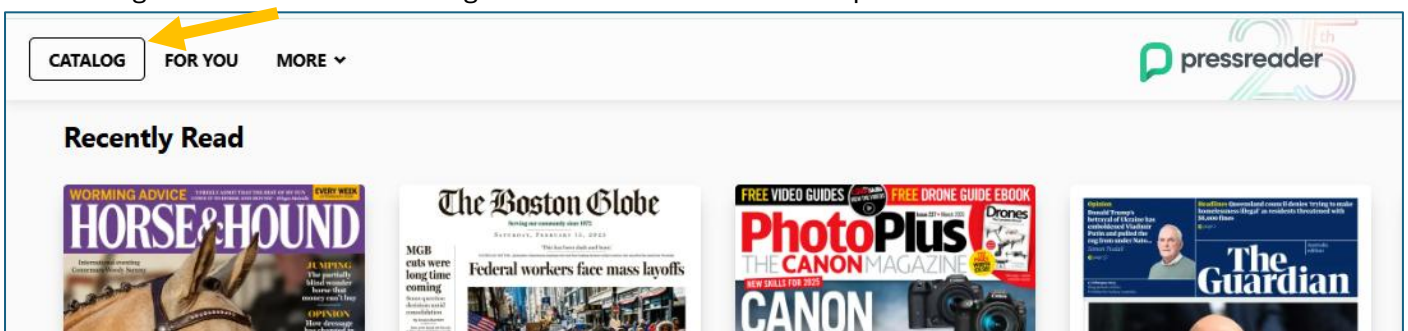


Listen, Copy, or Print – these allow you to change views (*text vs page*); have the article read aloud to you (*listen*), copy the text (*copy*), or *print*. These choices then have options that you can follow.

11 To swap views: right click on the article and either choose either **Text** or **Page** view



12 To go back to the main catalogue click on **CATALOG** in the top left corner:



For more information and help see:

- [Quick Start Guide – PressReader Care](#)
- [Tips n' Tricks – PressReader Care](#)
- [How To - YouTube](#)
- [PressReader Care](#)